

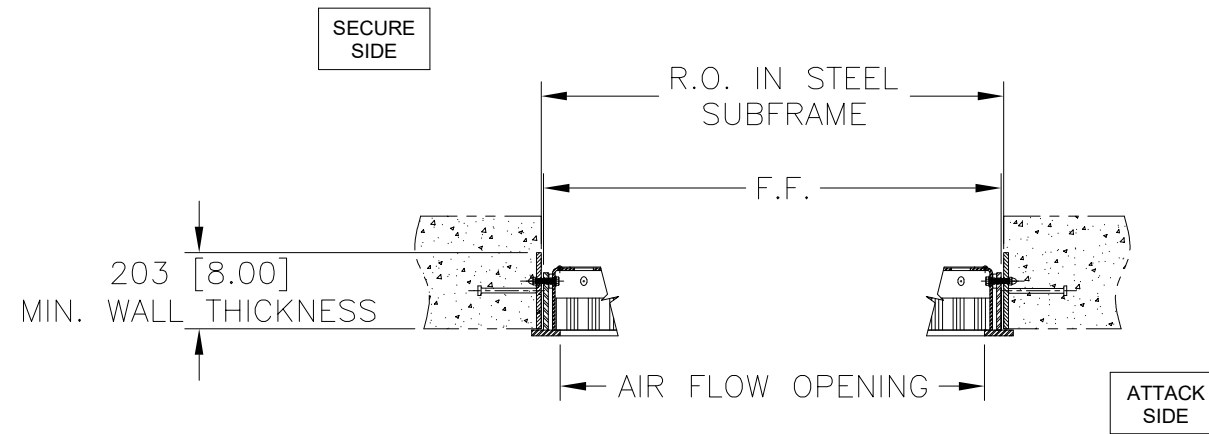
PROPERTY OF HARDEN ARCHITECTURAL SECURITY PRODUCTS

THIS DRAWING AND ALL INFORMATION, DATA, SPECIFICATIONS, AND DESIGNS DISCLOSED HEREIN ARE THE SOLE AND EXCLUSIVE PROPERTY OF HARDEN ARCHITECTURAL SECURITY PRODUCTS.

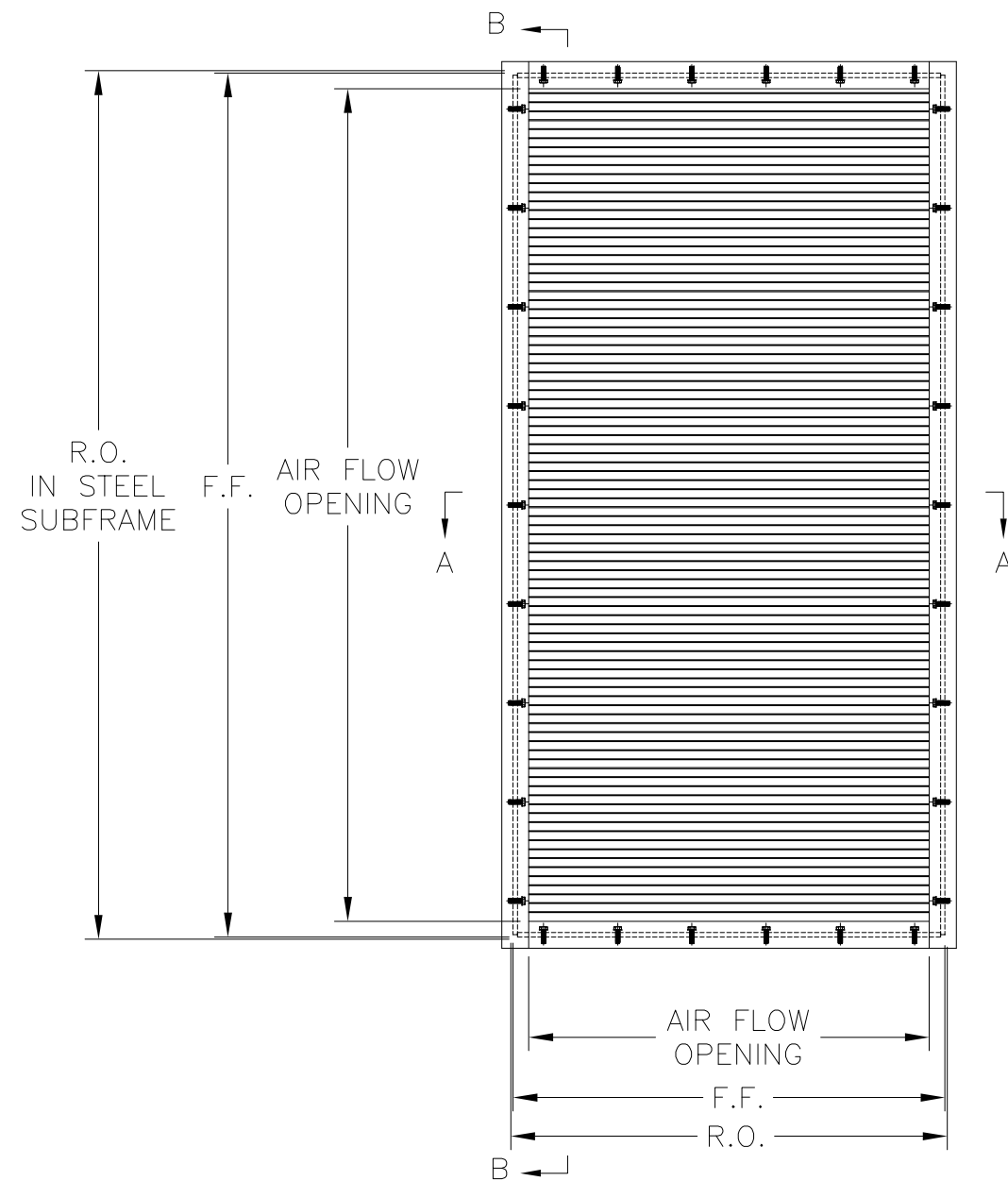
THIS DRAWING MAY BE REPRODUCED AND INCORPORATED INTO ENGINEERING, ARCHITECTURAL, FABRICATION, SHOP, AND CONTRACT DRAWINGS SOLELY FOR THE PURPOSE OF SPECIFYING, COORDINATING, INSTALLING, OR DOCUMENTING HARDEN ARCHITECTURAL SECURITY PRODUCTS.

EXCEPT AS EXPRESSLY PERMITTED ABOVE, THE INFORMATION DISCLOSED HEREIN SHALL NOT BE USED TO MANUFACTURE, REPRODUCE, PROCURE, OR CAUSE TO BE MANUFACTURED ANY PRODUCT OTHER THAN GENUINE HARDEN ARCHITECTURAL SECURITY PRODUCTS WITHOUT THE PRIOR WRITTEN AUTHORIZATION OF HARDEN ARCHITECTURAL SECURITY PRODUCTS.

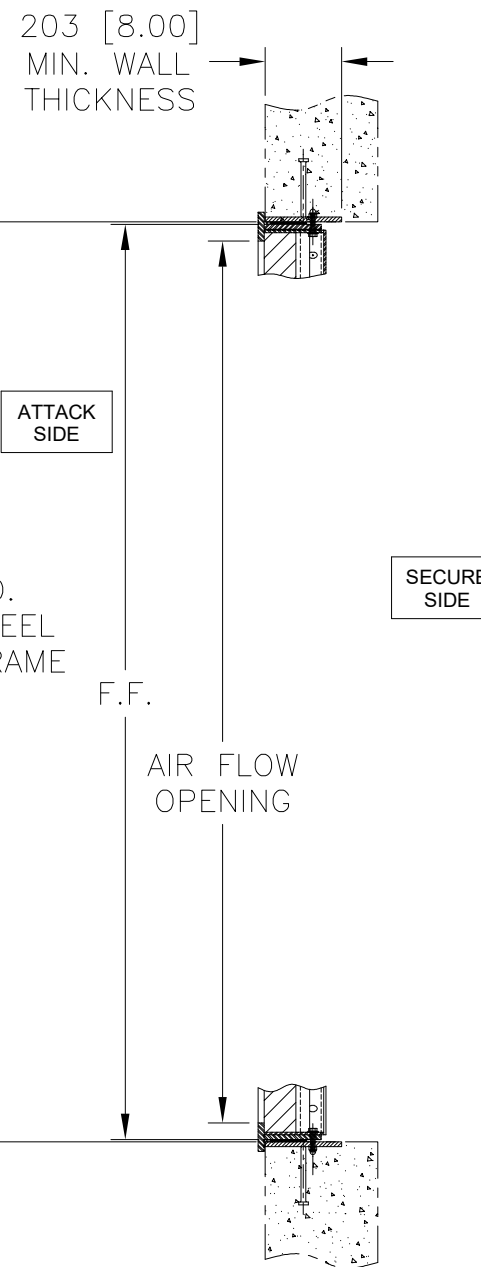
ALL RIGHT, TITLE, AND INTEREST, INCLUDING ALL INTELLECTUAL PROPERTY RIGHTS IN AND TO THIS DRAWING AND THE DESIGN EMBODIED HEREIN, SHALL REMAIN THE EXCLUSIVE PROPERTY OF HARDEN ARCHITECTURAL SECURITY PRODUCTS. NO OWNERSHIP RIGHTS ARE TRANSFERRED BY THE DISCLOSURE OR DELIVERY OF THIS DRAWING.



SECTION A-A



ATTACK SIDE ELEVATION
EMBED/SUBFRAME NOT SHOWN



SECTION B-B

1-UNIT ASSEMBLY
MAXIMUM SIZE SHOWN.
OVERALL SIZE AND
NUMBER OF UNITS
DEPENDENT ON AIR FLOW
AND PRESSURE DROP
REQUIREMENTS.

- A.F.F. = ABOVE FINISHED FLOOR
- C.O. = CLEAR OPENING
- CUST. = CUSTOMER
- D.O. = DOOR OPENING
- EXT. = EXTERIOR
- F.F. = FINISHED FRAME
- INT. = INTERIOR
- LOC. = LOCATION
- No. = NUMBER
- P.O. = PURCHASE ORDER
- QTY. = QUANTITY
- R.O. = ROUGH OPENING
- V.O. = VISION OPENING
- WO. = WORK ORDER

TOLERANCES:		HARDEN ARCHITECTURAL SECURITY PRODUCTS LLC. LANCASTER, PA 17601		
ANGULAR (DEG/MIN)	±0°30'	CUSTOMER		
LINEAR (FRAC)	±1/16	TITLE		
LINEAR (DEC)	.X ±.06 .XX ±.03 .XXX ±.015	HL-2133 60 MIN. FE/BR LOUVER		
DRAWN BY:	DATE:	SIZE	DWG. NO.	REV.
CHECKED BY:	DATE:	HL-2133 CAD		
ENGINEERED BY:	DATE:	SCALE	W.O. NO.	SHEET